



HARK)))



Disabled persons toilet alarm kit
from Cameo Systems



Toilet alarm kit

The Hark Help and Assistance Response Kit is simple to install and provides peace of mind wherever an indication of 'assistance required' is called for. Meeting the BS Standard requirement for all disabled toilets to be fitted with an emergency toilet alarm.

Available in kit solutions finished in white or stainless steel, to fit discreetly into any decor or environment.

The unit benefits from a reassuring audible sound from within the reset unit which confirms that assistance is on the way in addition the unit has braille text.

Features

- Only 3 points to install on a standard system, and can be simply linked and expanded to other systems
- Simple to expand as requirements increase
- Sounder within the reset unit to give audible reassurance that assistance is on the way
- Kits supplied with Twin pull cord rings, Braille text on the reset unit as well as a Disabled Persons sticker
- Multi-way remote indicator units available
- Assists in compliance with the DDA, BS8300 & other care standards
- Suitable for commercial and public buildings as well as specialist areas such as hospitals, restaurants, nursing and retirement homes.



HARK includes a variety of different accessories to work in compliance for a professional end result.

These accessories combine modern aesthetics and high functionality providing you with the ideal solution for the most demanding installations.


HARK assists with compliance with the DDA, BS8300 & other care standards Approved Document M- 'Access to & use of Buildings' states the following:

"...Pull cords for emergency alarms...are coloured red, located as close to a wall as possible, and have two red 50mm bangles, one set 100mm and the other set between 800 & 1000mm above the floor. These should be reachable from the WC..."

"Simple push buttons (reset unit) are not set more than 1200mm above the floor. This should be reachable from the WC."

"...The emergency assistance signal (Lamp/sounder) is located so that it can be easily seen & heard by those able to give assistance."

Help Alarm Response Kit



The HARK!™ Help and Response Kit, disabled Toilet alarm comes in a kit solution that meets the BS standard requirement for all disabled toilets to be fitted with an emergency toilet alarm.

Our system provides a simple to install, compliant, reliable and easy to use solution.

Features

- Sounder within the reset unit to give audible reassurance that assistance is on the way
- Braille text on the reset unit
- Only 3 points to install on a standard system
- Can be simply linked to other systems
- Assists in ensuring compliance with the DDA, BS8300 & other care standards
- Simple to expand
- Multi-way remote indicator units available
- Twin pull cord rings supplied
- Disabled Persons sticker supplied

PRODUCT CODE	DESCRIPTION
CSHK1	Complete kit with pull cord, reset, PSU/Indicator

Help Alarm Response Kit +



The HARK+ Help and Response Kit, disabled Toilet alarm comes in a kit solution that meets the BS standard requirement for all disabled toilets to be fitted with an emergency toilet alarm. The HARK+ comes with battery back up as standard.

Our system provides a simple to install, compliant, reliable and easy to use solution.

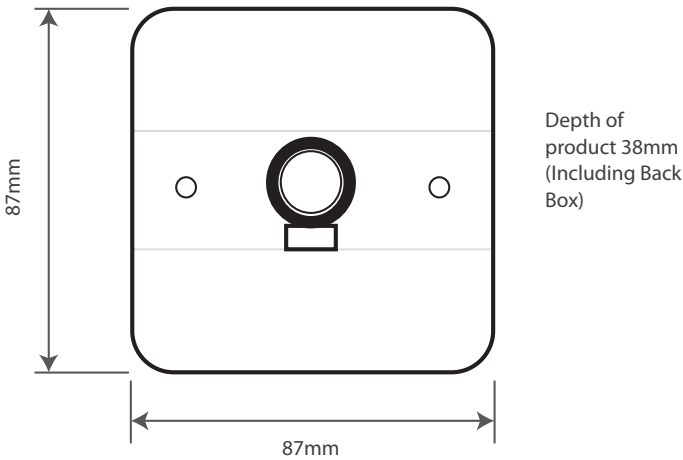
- Features
- Brushed stainless steel
 - Sounder within the reset unit to give audible reassurance that assistance is on the way
 - Braille text on the reset unit
 - Only 3 points to install on a standard system
 - Can be simply linked to other systems
 - Assists in ensuring compliance with the DDA, BS8300 & other care standards
 - Multi-way remote indicator units available
 - Twin pull cord rings supplied
 - Disabled Persons sticker supplied
 - Flush mounted

PRODUCT CODE	DESCRIPTION
CSHK1/SS	Stainless steel option complete with battery back up (battery included)

Push Button

The HARK Push Button can be used instead of a hanging pull cord to notify that the user is in distress.

Available in white polycarbonate or a stainless steel finish.



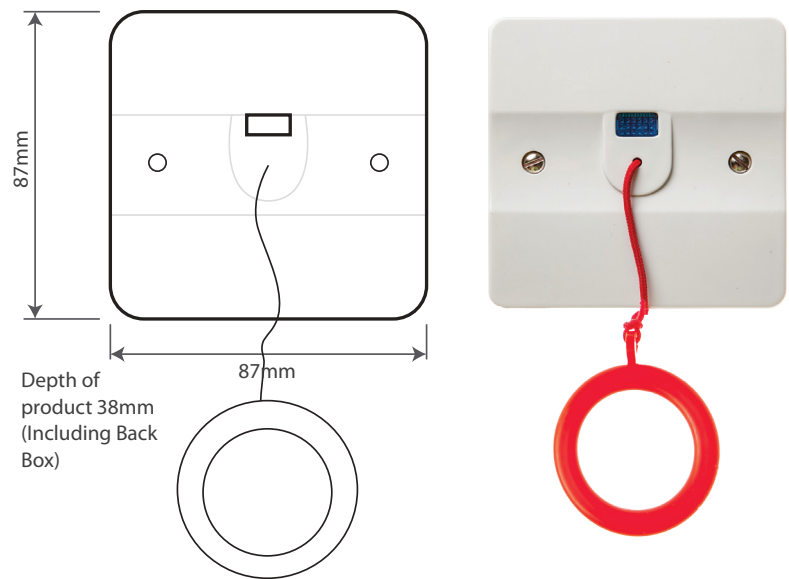
PRODUCT CODE	DESCRIPTION
CSHK1/PB	HARK 1 push button (White polycarbonate finish)
CSHK1/PB/SS	HARK 1 push button (Stainless Steel finish)

Pull Cord Units

The pull cord unit is supplied with a red plastic ring. An extra ring is supplied to conform to 'Approved Document M'.

The second ring should be fitted lower down near floor level. Activating a call is simply made by pulling the cord. This will activate the re-assurance indicator on the pull cord unit. In turn this will also illuminate the reset unit and trigger the internal sounder. At the same time the Over-door indicator/sounder unit will illuminate and trigger it's own internal sounder.

Available white polycarbonate or stainless steel finish.

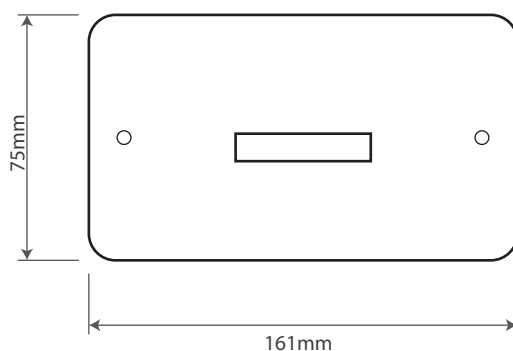


PRODUCT CODE	DESCRIPTION
CSHK1/PC	HARK 1 pull cord (White polycarbonate finish)
CSHK1/PC/SS	HARK pull cord (Stainless Steel finish)

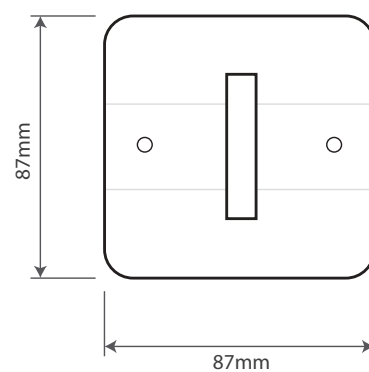
Indicator Units

The Over-door indicator/Sounder unit is supplied with an integral Power supply unit. A fused spur should be fitted nearby and wired to this unit to provide power. The unit will illuminate and sound as soon as a call is activated. The unit will cease once the reset switch is pressed.

Please note stainless steel version to be flush mounted.



Depth of product 35mm
(Including Back Box)



Depth of product 38mm
(Including Back Box)

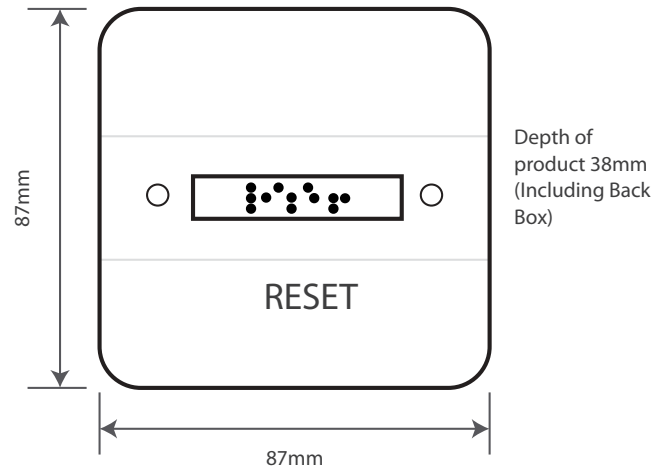
PRODUCT CODE	DESCRIPTION
CSHK1/PSU	HARK 1 power supply unit
CSHK1/PSU/SS	HARK power supply unit stainless steel complete with battery back up

Reset Unit



The reset unit has a blue engraved legend 'RESET'. When a call is activated the reset switch illuminates and the internal sounder activates. The call is reset by simply pressing the reset switch. The reset switch is supplied with Braille legend on the switch piece.

Available white polycarbonate or stainless steel finish.



PRODUCT CODE	DESCRIPTION
CSHK1/RS	HARK 1 reset unit
CSHK1/RS/SS	HARK reset unit stainless steel

Indicator Units

The Indicator Units are simple to install and meet the BS requirement for all disabled toilets to be fitted with an emergency toilet alarm.

Measure to 148mm(W) 90mm(H) 57mm(D)

These units can be purchased as either 1 or up to 10 indicators and come finished in either White Polycarbonate or Stainless Steel.

Custom engraving is available, please send your enquiry to sales@cameosystems.co.uk



PRODUCT CODE	DESCRIPTION
CSHK1/RI/1	HARK 1-way indicator unit white plastic
CSHK1/RI/1/SS	HARK 1-way indicator unit stainless steel
CSHK1/RI/2	HARK 2-way indicator unit white plastic
CSHK1/2/SS	HARK 2-way indicator unit stainless steel
CSHK1/RI/4	HARK 4-way indicator unit white plastic
CSHK1/RI/4/SS	HARK 4-way indicator unit stainless steel
CSHK1/RI/6	HARK 6-way indicator unit white plastic
CSHK1/RI/6SS	HARK 6-way indicator unit stainless steel
CSHK1/RI/8	HARK 8-way indicator unit white plastic
CSHK1/RI/8/SS	HARK 8-way indicator unit stainless steel
CSHK1/RI/10	HARK 10-way indicator unit white plastic
CSHK1/RI/10/SS	HARK 10-way indicator unit stainless steel

Operation

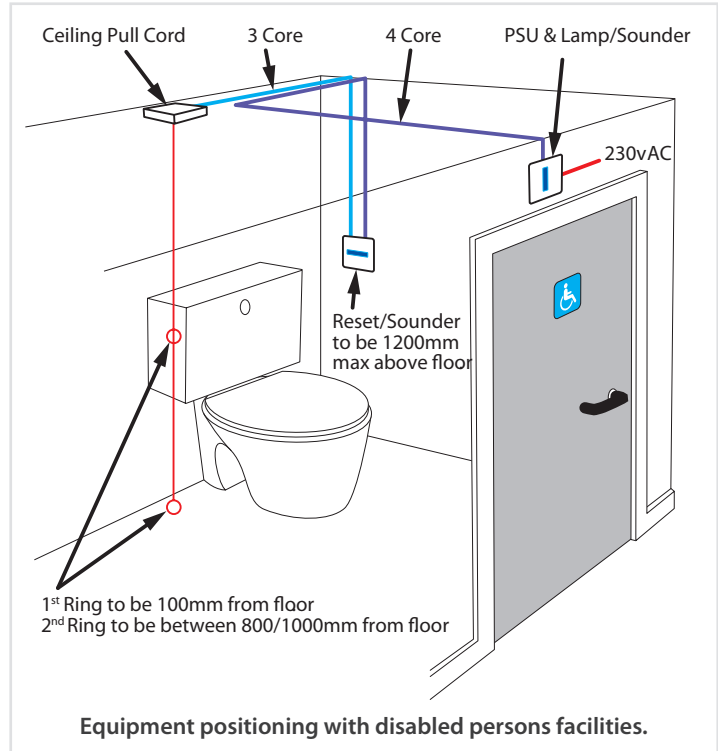
Once the pull cord(s) are activated the reassurance LED on the pull cord will illuminate, the reset unit will illuminate & operate its internal sounder and the external lamp/sounder unit will operate along with any optional equipment installed.

Simply pressing the illuminated reset switch will return the system to the 'normal' state.

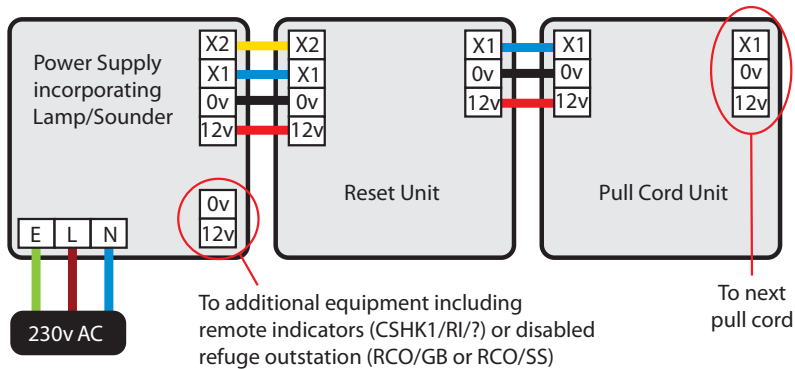
The pull cord, coloured red for high-visibility, has two rings that should be positioned in specific locations: - one should be only 100mm from the floor and the other should be at a height of 800-1000mm, reachable from the WC.

The reset button, which has a sounder to indicate to the disabled person that assistance is on the way, should also be located within reach of the WC, at 1200mm from the floor.

The emergency assistance indicator should be installed in a highly visible location outside the rest-room where it will be easily seen and the sounder will be easily heard. Installing this stainless steel disabled toilet alarm system helps property and business owners to meet compliance with the DDA, BS8300 and various other care standards.



Wiring Diagram



Additional Options

The Help Alarm Response Kit can be linked to a remote multi-way indicator panel (for use in a reception or staffed area). A 12 volt relay unit can be used to interface the unit to a wide range of equipment such as.

- Disabled Refuge Unit
- BMS
- Fire alarms
- Intruder Alarms
- Paging transmitters
- Additional pull cord units can be added to the system to allow for larger rooms or multi- area coverage. Please note that additional pull cords will operate and be reset by the same unit as the initial pull cord.